

## Switch Access to the iPad for Communication



Brenda Britton  
Assistive Technology & Curriculum Specialist  
AbleNet  
bbritton@ablenetinc.com



## After Today's Session

- ✓ Email --
  - PDF of the presentation slides
  - Certificate of attendance
  - Additional handouts
  - Product video demo links!
  - Special offer
- ✓ Link to recording of this webinar session  
[www.ablenetinc.com/au](http://www.ablenetinc.com/au)



## Good to Know!

- This session was designed to provide beginner to intermediate information on the topic.
- This session features AbleNet's assistive technology & Sounding Board app.
- The limited time & number of attendees will necessitate that questions be addressed in a follow-up email.



## Poll #1

Do you use iPads in your classroom?

- ☐ Yes, they belong to the classroom
- ☐ Yes, but they belong to individual students
- ☐ No, but would like to have them
- ☐ Other



## PROS

iPads for Communication\*

- ✓ Easy to obtain
- ✓ Relatively low cost
- ✓ Highly portable
- ✓ Intuitive to use across age & disability
- ✓ Perception as mainstream & acceptable
- ✓ Motivation factor



\*Libby Rush, 2011



## CONS

### iPads for Communication\*

- ✓ Durability & limited accessibility
- ✓ May not meet criteria for funding
- ✓ Lack of clinical recommendation or guidance, technical support & training
- ✓ Other apps can interfere with it being used for communication purposes



\*Libby Rush, 2011



## Positioning Considerations

In order to determine the best position for the iPad, consider . . .

- Age of your students
- Cognitive & physical abilities your students
- Number of students needing to access the device
- Number of environments in which it will be used
- Classroom safety concerns

*The iPad in Special Education: Is it Time to Get One?* By Diane Gerads-Schmidt & Jason Backes from Closing the Gap, April/May 2012



## Other Considerations

- Lock the orientation on the iPad if the device will be used as a communication tool
- Using the iPad with a wheelchair necessitates a mount
- Ambulatory students need a carrying case with a shoulder strap to allow for carrying it across their body "hands free"

**DOWNLOAD:** Access Solutions for iDevices



## Assistive Technology



## SoundingBoard App for iPad Communication

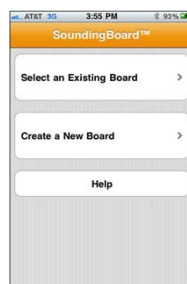


- Up to 9 message locations
- Built-in AbleNet symbol library
- Use your own photo library
- Linking boards features
- Scanning switch accessible - Blue2

SoundingBoard™ is ONLY available at iTunes stores. FREE May 1, 2012!



## SoundingBoard Basics



## Using an Existing Board



## Using a Board with Switch Access

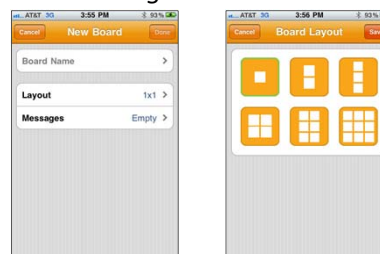


## Using a Board with Auditory Scanning



## Setting Up the Board

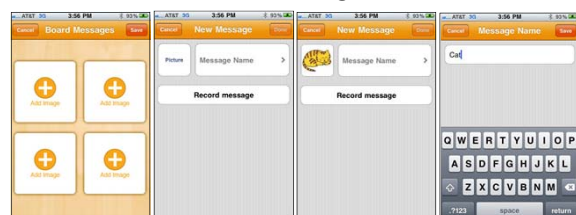
### Creating a New Board



## Creating a New Board:

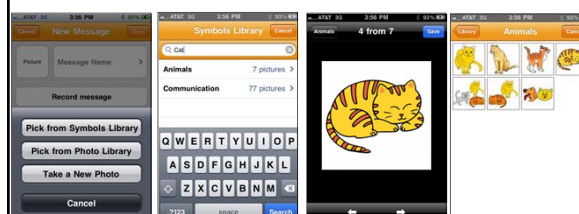
### Adding Messages

#### 1. Give the Message a Name



## Adding Messages

#### 2. Select an Image for the Message



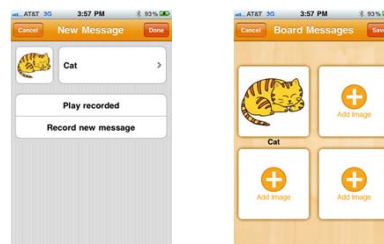
### Adding a Message

3. Record a Message to be Played When Message is Touched



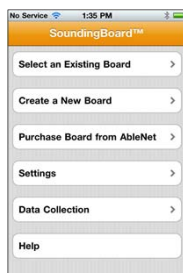
### Adding a Message

4. Linking to Another Board (Optional)



### Purchasing Additional Boards

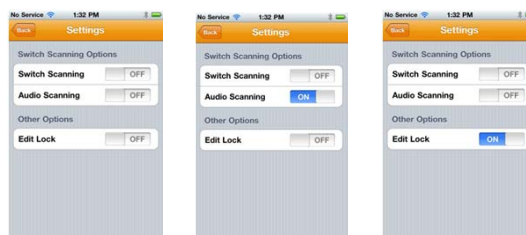
- Select option from main screen. Next screen will show 10 available boards for purchase, a short description, & each board's price.
- Select board & complete purchase as you would any other in-app purchase.\*



\*You will need to provide your iTunes username & password & approve the purchase.



### Configuring Settings



Switch Access Options

Auditory Scanning Option

Edit Lock



### Poll #2

For what purpose(s) do you use the iPad with your students?

- ☐ Communication
- ☐ Academic
- ☐ Reward/reinforcement
- ☐ Leisure
- ☐ Other



### iPad Strategy

- What app or function(s) do you want to control?
- How are you going to access the iPad? Direct or external switch(es)?
- Does the iPad and/or external switch(es) need to be mounted?
- Do you need accessories for sound output or protection while on the go?



## Situation #1

*I have an iPad in our classroom & my students love to use it. I have two students who need switch access with the SoundingBoard app. It would be great if it were quick to set up for all to access easily.*



## Applied Methodology

1. Want to control SoundingBoard app
2. Need switch access – ideally, dual switch
3. Basic tabletop mounting
4. Additional speakers



## AT Solution



Blue2  
Bluetooth Switch



iPad Tabletop Suction Mount



Mini Speakers



## AbleNet's Blue2 for iPad Access



## Blue2 Operational Modes

- Mode 1** Page Up / Page Down
- Mode 2** Left Arrow / Right Arrow
- Mode 3** Up Arrow / Down Arrow
- Mode 4** Left Mouse Click / Right Mouse Click
- Mode 5** Space / Enter – used with SoundingBoard & other switch-accessible apps



## Situation #2

*My student needs a wireless switch interface linked to an iPad & a communication app with scanning that will allow her to use a switch with head movement.*



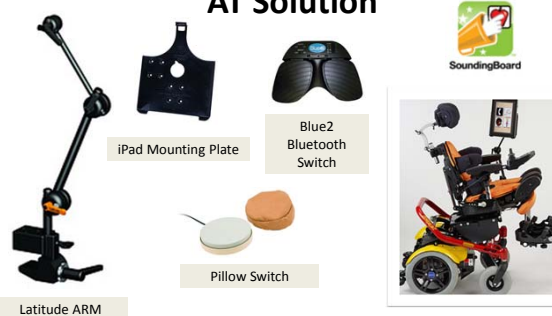


## Applied Methodology

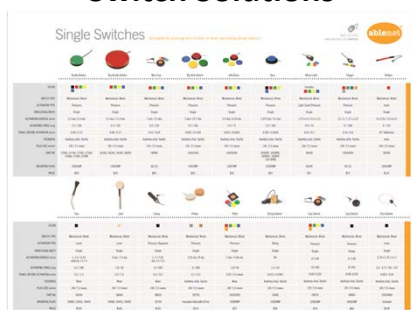
1. SoundingBoard app
2. Head switch
3. Mounting of iPad & head switch
3. No need for additional sound output



### AT Solution



## Switch Solutions




**DOWNLOAD:** [Switch Option Grid](#)



## iPad Mounting Solution

Latitude ARM

- 3D joints =  $360^\circ$  of rotation on any axis
  - Quick release handles
  - Plate connector
  - Standardized base interface
- 



## Mounting Solutions



**DOWNLOAD:** Mounting Options Guide



### Situation #3



*I use my iPad for everything including communication. I'd like to use my iPad in my wheelchair, but holding onto it means that I can't use both hands to move my chair.*



## Applied Methodology

1. SoundingBoard & all my favorite Apps
2. Direct access
4. Body mounting
4. No additional sound output or protection is necessary



## AT Solution



## Poll #3

What are your basic concerns with using the iPad with your students?

- ☐ Mounting of iPad
- ☐ Mounting of switch(es)
- ☐ Switch-accessible apps
- ☐ Other



## AbleNet's Freehand

for Alternative Switch iPad Access



## Switch Accessible Apps



### Case Recommendations



[www.grip-case-usa.com](http://www.grip-case-usa.com)  
[www.biggrrips.com](http://www.biggrrips.com)  
[www.otterbox.com](http://www.otterbox.com)  
[www.gumdropcase.com](http://www.gumdropcase.com)  
[www.incipio.com](http://www.incipio.com)

ablenet

### Training & Professional Development



Options to meet your staff needs!

ablenet

**10% Discount on assistive technology featured in today's webinar:**

Blue2  
ALL Switches  
Mounting Products

PROMOTION CODE → WEB041712  
Expiration: May 17, 2012

FREE SoundingBoard app 5/1/12 !!!

ablenet

### AbleNetUniversity™

Continuing Education & Learning Opportunities for Professionals and Caregivers of Persons with Special Needs

- Schedule of live webinars for assistive technology & curricular solutions
- Vast library of archived recorded webinars

[www.ablenetinc.com/au](http://www.ablenetinc.com/au)

ablenet

ablenet

capable. attainable. remarkable

**Brenda Britton**  
Assistive Technology & Curricular Specialist  
651-294-2201  
800-322-0956 (ext. 2201)  
[bbritton@ablenetinc.com](mailto:bbritton@ablenetinc.com)

Facebook Twitter

ablenet